

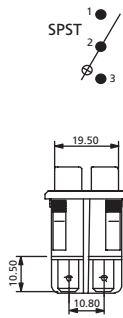
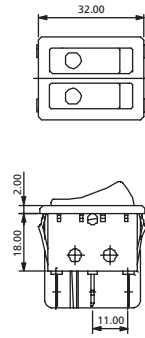
Rocker Switches

32 x 25 mm illuminated Rocker Switches

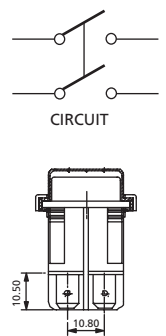
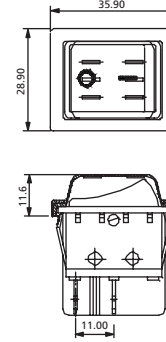
RK11 Series



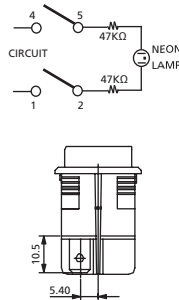
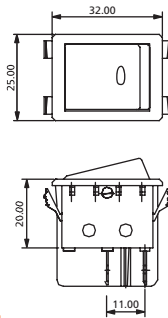
RK11D1Q2CTCL_N



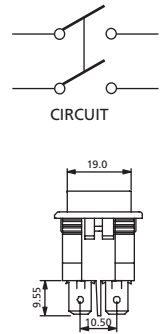
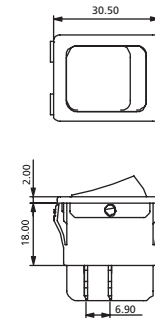
RK11D1Q1CDN_W



RK11D1Q1CCAU_N



RK11D1Q1FAN_N



TERMINAL	ACTUATOR SHAPE	ACTUATOR MARKING	PANEL SIZE												
	<p>ACTUATOR TYPE</p> <p>F Flat Actuator (Only for illuminated)</p> <p>C Curve Actuator</p> <p>C Curve Actuator without Len</p> <p>CC Curve Actuator with red Len</p> <p>CF Curve Actuator with green Len</p> <p>CD Curve Actuator with orange Len</p> <p>CG Curve Actuator with blue Len</p>	<p>Single Shape:</p> <p>A OFF ON</p> <p>B OFF ON</p> <p>C O I</p> <p>D O -</p> <p>F LO HI</p> <p>M I O II</p>	<p>Twin Shapes:</p> <p>T1</p> <p>T2</p> <p>TF Green Len</p> <p>TC Red Len</p> <p>TD Orange Len</p> <p>PANEL CUT-OUT Snap-in mounting</p> <table border="1"> <thead> <tr> <th>X (Panel thickness)</th> <th>Dimension Y</th> <th>Dimension Z</th> </tr> </thead> <tbody> <tr> <td>0.75 to 1.25 mm</td> <td>30.0 +0.1/-0 mm</td> <td>22.0 +0.1/-0 mm</td> </tr> <tr> <td>1.25 to 2 mm</td> <td>30.2 +0.1/-0 mm</td> <td>22.0 +0.1/-0 mm</td> </tr> <tr> <td>2 to 3 mm</td> <td>30.5 +0.1/-0 mm</td> <td>22.0 +0.1/-0 mm</td> </tr> </tbody> </table>	X (Panel thickness)	Dimension Y	Dimension Z	0.75 to 1.25 mm	30.0 +0.1/-0 mm	22.0 +0.1/-0 mm	1.25 to 2 mm	30.2 +0.1/-0 mm	22.0 +0.1/-0 mm	2 to 3 mm	30.5 +0.1/-0 mm	22.0 +0.1/-0 mm
X (Panel thickness)	Dimension Y	Dimension Z													
0.75 to 1.25 mm	30.0 +0.1/-0 mm	22.0 +0.1/-0 mm													
1.25 to 2 mm	30.2 +0.1/-0 mm	22.0 +0.1/-0 mm													
2 to 3 mm	30.5 +0.1/-0 mm	22.0 +0.1/-0 mm													

How to order:

RK11

- 1** POLES:
S Single Pole
D Double Poles
- 2** SWITCHING:
1 ON - OFF
2 ON - ON
3 ON - OFF - ON
4 MOM - OFF
5 MOM - ON
7 MOM - OFF - ON
8 MOM - OFF - MOM
- 3** TERMINAL
(See above drawings):
Q Quick Connect
D1 Solder Tag Type 1
D4 Solder Tag Type 4
S Screw Tag
P PC Tag
- 4** ACTUATOR SHAPE
(See above drawings):
1 Single
2 Twin
- 5** ACTUATOR TYPE
(See above drawings):
F C CC CF CD CG
- 6** ACTUATOR MARKING
(See above drawings):
A B C D F M
T1 T2 TF TC TD
- 7** ILLUMINATION:
N No Illuminated
U Illuminated (Only RK11_1)
L Circuit Lens (Only RK11_1)
- 8** BASE COLOR:
A Black H Grey B White
- 9** ACTUATOR COLOR:
A Black H Grey B White
C Red F Green D Orange
- 10** WATERPROOF COVER:
N None Cover (Standard)
W With Waterproof Cover
P Protection Guard

General Specifications:

FEATURES

- » Rocker switch up to 20A 125VAC
- » Illuminated or non-illuminated

MATERIALS

- » Contact: Silver alloy
- » Terminals: Silver plated copper
- » Lamp: Neon for AC; Tungsten bulb for DC
- » Spring: Piano wire

MECHANICAL

- » Temperature Range: -20°C to +125°C

ELECTRICAL

- » Electrical Life: 10,000 cycles at 16(4)A250VAC
50,000 cycles at 10(2)A250VAC
- » Rating: 16A125VAC 1/4HP
16A250VAC1/4HP
16A250VAC
20A125VAC3/4HP
16(4)A250V-T125
10(2)A250V-T125
16(8)A250V-T125
- » Initial Contact Resistance: 20mΩ max.
- » Insulation Resistance: 100MΩ min. at 500VDC